


~ OUR STORY ~

Pritam Arts is a 35-year-old, family-run Screenprint Studio. We aim to keep the manual, old-school way of screen printing alive and running. Initially, we started off with printing visiting cards, office stationery and wedding cards. But now, we work closely with designers and artists to execute various design projects while experimenting with different screen printing techniques never tried before.

We are a small team of a Father & Son - Prabhod & Prajval Mendon. Prabhod Mendon is the powerhouse and skill behind the studio. A print expert and our hero! Prajval Mendon is a Graphic Designer and Printmaker.



~ SCREEN PRINT WORKSHOP ~ CATEGORY : BASIC

The basic workshop is a fun and intriguing class for beginners who want to explore the process of screen printing.


A maximum of 8 participants will be taught the printing process ie. transferring the design using coloured inks onto a surface, learning how to use oil-based inks and how to hand-pull prints. A demo on how to expose artworks onto the screen. The participants be led by professionals throughout the entire process.

The entire process from start to end will be done individually or in teams of 2.

By the end of the basic workshop, the participants will have a good knowledge on the basic process of screen printing. Along with this, each participant will also be printing a custom set of stationery during the workshop!

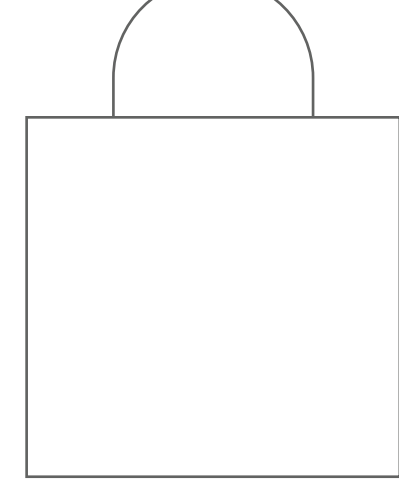
■ ■ ■

Each participant will be given the following items to print on,




1 Note Book

8"x5.5"




1 Tote Bag

14"x13"



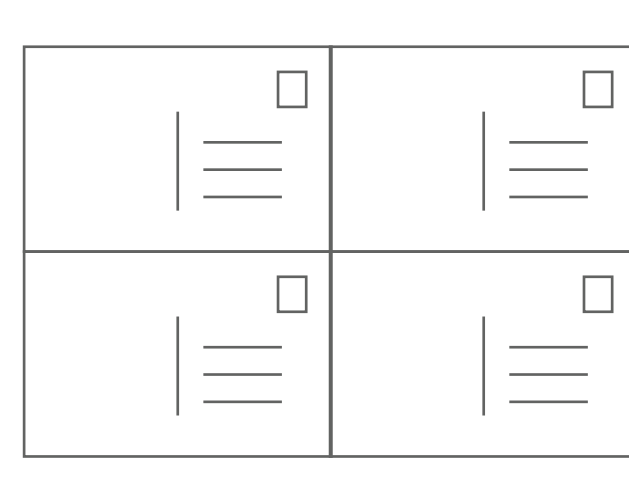
20 Colour sheets

Size - A4




Colour stickers

set of 10
size - 4"x 4"



Set of 10 postcards

set of 4 - 12"x8"
single card size - 4"x6"



Coasters

set of 5
size - 4"x 4"

■ ■ ■

A set of basic artworks will be pre-exposed on 6 screens. They will include: basic shapes, patterns and objects. These can be layered to make creative compositions. The maximum size of the artwork will be 9"x13". Each screen will have a single pre-assigned colour.

■ ■ ■

~ ITINERARY ~

- 10.00 AM INTRODUCTION**
Introduction to Screen Printing, its applications, usage, pros & cons.
- 10.30 AM PROCESS EXPLANATION & DEMO**
We start the workshop with a quick explanation of the entire process followed by a demo (including the exposing process - creating the stencil on the screen) We also introduce all the tools & equipment at this stage.
- 11:30 PM PRINTING**
We start the printing process
- 02:30 PM WRAP UP**

~WORKSHOP FEE~

₹3,750.00 + 12%GST

~ ASSIGNED DAYS ~

Basic workshops will be held on Saturdays/ Sundays and will be announced on our Instagram stories at the beginning of every month. Do check with us on availability if slots & dates for this workshop.

~ HOW TO SIGN UP ~

If you wish to sign up for the basic workshop follow the steps below:

1. Check with us on the date for the upcoming basic workshop.
2. After we confirm availability of slots, make the payment for your workshop and send us the screenshot to confirm your seat.